

FINAL PROGRAMME  
PROGRAMME FINAL


15th  
INTERNATIONAL  
SYMPOSIUM ON  
CATHETER  
ABLATION  
TECHNIQUES

ISCAT

20 October  
24 16-18  
PARIS MARRIOTT PARIS RIVE GAUCHE



[iscat.net](http://iscat.net)



# Mark your calendar for the NEW ISCAT!

ISCAT Paris – October 16-18, 2024

The extremely dynamic field of Cardiac Electrophysiology is moving fast and so is ISCAT. We are proud to announce the transition of your dedicated EP meeting into a European meeting. This evolution is marked by the introduction of a renewed board of directors, now featuring EP leaders from 8 European countries. Our aim is clear: to establish ISCAT as THE European meeting for catheter ablation.

The 15th Symposium on Ablative Techniques, set to take place from October 16 to 18, 2024 at the Marriott Rive Gauche in Paris, will be a landmark event in this transformation. We do believe that this new orientation will further increase the success of this biannual event by fostering stronger collaborations with leading European groups. This will undoubtedly enrich the scientific content, enhance participant interactions, and fuel the collective curiosity that drives our field forward.

We are stepping into a new frontier in catheter ablation marked by the commercial availability of very promising and potentially transformative electroporation technologies. The impact on atrial fibrillation ablation will be a game-changer with Pulsed Field Ablation. ISCAT will expose you to the latest safety and efficacy data from ongoing studies and pioneers. We will delve deeply into the advantages and limitations of this new modality, comparing it to traditional thermal ablation energies. Particularly for the still challenging cases of persistent AF, especially those long-standing, this innovative energy source offers new hope. Yet, questions remain: is the ablation strategy sufficiently refined?

Additionally, the complex landscape of Ventricular tachycardia/Fibrillations will be challenged during vivid sessions enriched with video demonstrations, leaving more room for in-depth discussion among attendees. Over the course of two and a half days, you will have the unique opportunity to hear and interact with international leaders in this field of expertise.

The interpretation sessions of on-board electrogram tracings and endocavitary explorations in the context of ablation will continue under the expert guidance of, RETAC, our renowned expert. These sessions provide invaluable insights and practical knowledge that are essential for advancing your expertise.

Finally, we remain committed to nurturing the next generation of rhythmologists and laboratory technicians through our dedicated training sessions. As you certainly remember the past ISCAT editions, we eagerly look forward to welcoming you back to Paris this fall.

Join us to be part of this significant gathering that promises to shape the future of our field.

## *The Organizing Committee.*

### **FOUNDING MEMBERS**

**E. ALIOT**, Nancy - FRA

**M. HAÏSSAGUERRE**, Bordeaux - FRA

### **COMITÉ D'ORGANISATION PARAMÉDICAL**

**Carole METTE**, Saint-Denis - FRA

**Céline ALBA**, Nancy - FRA

### **ORGANIZING COMMITTEE**

**E. ANTER**, Be'er Ya'aaqov - ISR

**C. DE CHILLOU**, Nancy - FRA

**P. DEFAYE**, Grenoble - FRA

**A. FRONTERA**, Milan - ITA

**M. HOCINI**, Bordeaux - FRA

**T. JADCZYK**, Krakow - POL

**P. JAÏS**, Bordeaux - FRA

**S. KNECHT**, Bruges - BEL

**M. O'NEILL**, London - GBR

**A. PORTA-SANCHEZ**, Barcelona - SPA

**F. SACHER**, Bordeaux - FRA

**J.-M. SELLAL**, Nancy - FRA

**R. REKVAVA**, Tbilisi - GEO

**R. TILZ**, Lübeck - GER

# Wednesday, October 16

Salle A.B

**13.45 - 14.00**

## Opening Ceremony

Etienne Aliot, Nancy - France

Pierre Jais, Bordeaux - France

Christian de Chillou, Nancy - France

**14.00 - 15.00**

## Session 1 |

### 2024 AF ablation expert consensus: what is new? And what remains to be determined

Chairs:

Stéphane Combes, Toulouse - France

Pascal Defaye, Grenoble - France

» 14.00 - 14.10

Risk factors and preprocedural management

Olivier Piot, Saint-Denis - France

» 14.10 - 14.20

Indications and strategies in AF ablation

Mélèze Hocini, Bordeaux - France

» 14.20 - 14.30

Technical consideration

Serge Boveda, Toulouse - France

» 14.30 - 14.40

Post-procedural management

Jean-Marc Sellal, Nancy - France

» 14.40 - 15.00

Discussion

**15.00 - 16.30**

## Session 2 |

### AF and brain

Chairs:

Antonio Frontera, Milan - Italy

Pierre Jais, Bordeaux - France

» 15.00 - 15.10

Cerebral conditions/modifications associated with AF

Igor Sibon, Bordeaux - France

» 15.10 - 15.20

Could we do better than CHADSVASC2? RHU TALENT

Josselin Duchateau, Bordeaux - France

» 15.20 - 15.30

Silent brain infarcts and cognitive decline, the Swiss AF study

Philipp Krisai, Basel - Switzerland

» 15.30 - 15.40

Silent cerebral events during ablation, role of energy and strategies for risk reduction

Tom De Potter, Leuven - Belgium

» 15.40 - 15.50

Impact of sinus rhythm maintenance on major adverse cardiac and cerebrovascular events after catheter ablation of atrial fibrillation: insights from AF frontier ablation

Takeshi Kato, Kanazawa - Japan

» 15.50 - 16.00

Is AF ablation likely to help reducing AF associated cognitive decline?

Lena Rivard, Montreal - Canada

» 16.00 - 16.30

Discussion



**16.30 - 17.00**

Coffee break in the exhibition area  
Workshop organised by the RETAC

---

**17.00 - 18.15**

**Session 3 |  
AF ablation**

Chairs:

Sebastien Knecht, Bruges - Belgium  
Roin Rekvava, Tbilisi - Georgia

- » **17.00 - 17.10**  
Can AI based algorithms help  
selecting patients for long standing  
AF ablation?

Steven Williams, Edinburgh - UK

**Debates**

- » **17.10 - 17.30**  
AF ablation should be offered to  
asymptomatic patients:
  - Pro  
Stephan Willems,  
Hamburg - Germany
  - Con  
Fabrice Extramiana,  
Paris - France
- » **17.30 - 17.50**  
Same day discharge  
(AF ablation program)
  - Pro  
Julia Vogler, Hamburg - Germany
  - Con  
Antonio Frontera, Milan - Italy
- » **17.50 - 18.15**  
Discussion

# Thursday, October 17

## 08.00 - 09.30

### Session 4 | Persistent AF Ablation

Chairs:

Jean-Paul Albenque, Toulouse - France

Elad Anter, Tel Aviv - Israël

Claire Martin, Cambridge - UK

#### » 08.00 - 08.10

Are current mapping electrodes good enough?

Peter Spector, Vermont - USA

#### » 08.10 - 08.20

Is there a Functional Substrate for AF

Antonio Frontera, Milan - Italy

#### » 08.20 - 08.30

Targeting scar/low voltage for persistent AF

Thomas Arentz, Freiburg - Germany

#### » 08.30 - 08.40

Electrogram based approach for persistent AF

Julien Seitz, Marseille - France

#### » 08.40 - 08.50

Anatomical approach for persistent AF

Nicolas Derval, Bordeaux - France

#### » 08.50 - 09.00

Hybrid approach for AF Ablation

Andreu Porta-Sanchez, Barcelona - Spain

#### » 09.00 - 09.30

Round table

## 09.30 - 10.30

### Session 5 | Everything you need to know about PFA

*With the support of Boston Scientific*

Chairs:

Stéphane Combes, Toulouse - France

Daniel Scherr, Graz - Austria

#### » 09.30 - 09.45

Understanding the different PFA solution

Jacob Koruth, New York - USA

#### » 09.45 - 09.55

General anesthesia vs sedation?

Melanie Gunawardene,  
Hamburg - Germany

#### » 09.55 - 10.05

Demonstrated benefits and real life studies

Frederic Anselme, Rouen - France

#### » 10.05 - 10.15

Known and less obvious complications

Philippe Maury, Toulouse - France

#### » 10.15 - 10.30

Round table



### 10.30 - 11.00

*Coffee break in the exhibition area  
Workshop organised by the RETAC*

# Thursday, October 17

**11.00 - 12.15**

## Session 6 | Linear lesions for AF/AT

Chairs:

Nicolas Derval, Bordeaux - France

Mark O'Neill, London - UK

- » **11.00 - 11.10**  
AT post AF ablation: characteristics, mapping and prognosis

Daniel Scherr, Graz - Austria

- » **11.10 - 11.20**  
Is an epicardial approach needed and reasonable for linear ablation

Justo Julia-Calvo, Brighton - UK

- » **11.20 - 11.30**  
Non macro reentrant AT: how to handle?

Pierre Jaïs, Bordeaux - France

- » **11.30 - 11.40**  
Roof-dependent flutter: where to perform the line? will PFA simplify it?

Thomas Pambrun, Bordeaux - France

- » **11.40 - 11.54**  
Debate: A mitral isthmus line is better than an anterior line

I prefer a mitral isthmus line

Sebastien Knecht, Bruges - Belgium

I prefer anterior line

Andrea Sarkozy, Brussels - Belgium

- » **11.54 - 12.15**  
Discussion



**12.15 - 13.15**

*Lunch break in the exhibition area  
Workshop organised by the RETAC*

**13.15 - 14.20**

## Session 7 | Sustainability in cardiac electrophysiology

Chairs:

Laure Champ-Rigot, Caen - France

Christian Meyer, Düsseldorf - Germany

- » **13.15 - 13.23**  
What are the potential risks/limits associated with reprocessing and how to avoid them?

Jean-Benoît Le Polain de Waroux, Bruges - Belgium

- » **13.23 - 13.31**  
Value of remote vs in-house support for EP procedure

Roland Titz, Lubeck - Germany

- » **13.31 - 14.00**  
Industrial perspective

Zenichi Ihara, Abbott

Clare Brook, Boston Scientific

Kent MacKay, Biosense Webster

David Powell, Medtronic

Viola Vahle, Vanguard

- » **14.00 - 14.20**  
Round table

# Thursday, October 17

**14.20 - 15.20**

## Session 8 |

### Treatment of cardiac arrhythmias in specific conditions

*With the support of Biosense Webster*

Chairs:

Tomasz Jadczyk, Krakow - Poland  
Laurence Jesel-Morel, Strasbourg - France

» **14.20 - 14.30**

Anti-arythmic effect of HF drugs

Felix Wiedmann, Heidelberg - Germany

» **14.30 - 14.40**

AF ablation in HF with reduced/  
preserved EF

Louisa O'Neill, Dublin - Ireland

» **14.40 - 14.50**

AF ablation in inherited conditions

Estelle Gandjbakhch, Paris - France

» **14.50 - 15.00**

AF Catheter ablation, ablate and  
pace or drugs in HF patients

Karim Benali, Saint-Etienne - France

» **15.00 - 15.20**

Round table



**15.20 - 15.50**

*Coffee break in the exhibition area  
Workshop organised by the RETAC*

**15.50 - 16.50**

## Session 9 |

### Sudden cardiac death prediction

*With the support of Zoll Medical*

Chairs:

Etienne Aliot, Nancy - France  
Philippe Mabo, Rennes - France  
Roland Tiltz, Lubeck - Germany

» **15.50 - 16.00**

How SCD registries may help for  
SCD prevention

Rodrigue Garcia, Poitiers - France

» **16.00 - 16.10**

Can AI predict SCD?

Rémi Dubois, Bordeaux - France

» **16.10 - 16.20**

Insight from PROFID registries

Nikolaos Dargres, Berlin - Germany

» **16.20 - 16.30**

Prediction of SCD underlying substrate  
by VF characteristics on ICD

Michel Haïssaguerre, Bordeaux - France

» **16.30 - 16.50**

Round table

---

# Thursday, October 17

---

**16.50 - 18.00**

**Session 10 |  
VT/VF/SCD/Syncope:  
autonomic nervous system**

Chairs:

Jean-Claude Deharo, Marseille - France  
Antonio Frontera, Milan - Italy

» **16.50 - 16.58**

Interaction of autonomic nervous system and heart

Karin Sipido, Leuven - Belgium

» **16.58 - 17.06**

Percutaneous sympathetic blockade for electrical storm

Etienne Clequin, Bordeaux - France

» **17.06 - 17.14**

Influence of neuromodulation on ventricular arrhythmias

Una Buckley, Dublin - Ireland

» **17.14 - 17.22**

Cardio neuromodulation indication and target

Tolga Aksu, Istanbul - Turkey

» **17.22 - 17.30**

Cardioneuromodulation for functional AV block

Roin Rekvava, Tbilisi - Georgia

» **17.30 - 17.40**

Live in a box

Josselin Duchateau, Bordeaux - France

» **17.40 - 18.00**

Discussion

**18.00 - 19.00**

**Session 11 |  
Arrhythmia in Congenital  
Heart Diseases**

Chairs:

Nicolas Derval, Bordeaux - France  
Alice Maltret, Le Plessis-Robinson - France

» **18.00 - 18.10**

Explanation of main congenital cardiac surgery and potential implications for arrhythmia

Nicolas Combes, Toulouse - France

» **18.10 - 18.20**

How imaging can improve the ablation procedure?

Frédéric Sacher, Bordeaux - France

» **18.20 - 18.30**

Ablation in TOF patients, can we avoid ICDs?

Justin Wallet, Leiden - Netherlands

» **18.30 - 18.40**

Live in a box

Victor Waldmann, Paris - France

» **18.40 - 19.00**

Round Table



# Friday, October 18

## 08.15 - 09.30

### Session 12 |

#### Unusual treatment for VT

*Session with the support of Medtronic*

Chairs:

Christian de Chillou, Nancy - France

Jacob Koruth, New York - USA

#### » 08.15 - 08.25

Regeneration of the tissue is better than destroying it

Raquel Adelino, Barcelona - Spain

#### » 08.25 - 08.35

VT from septal Substrate: how to recognize and treat it?

Frank Marchlinski, Philadelphia - USA

#### » 08.35 - 08.45

What can we expect from PFA in the ventricle

Elad Anter, Tel Aviv - Israël

#### » 08.45 - 08.52

Live in a box / PFA for VT ablation

Frédéric Sacher, Bordeaux - France

#### » 08.52 - 09.00

Live in a box - Ultra Low Cryo ablation

Roland Titz, Lübeck - Germany

#### » 09.00 - 09.30

Round table

## 09.30 - 10.30

### Session 13 |

#### Assessing the substrate of ventricular arrhythmia

Chairs:

Frank Marchlinski, Philadelphia - USA

Andreu Porta-Sanchez, Barcelona - Spain

#### » 09.30 - 09.40

Substrate Mapping for Ventricular Tachycardia: Assumptions and Misconceptions

Elad Anter, Tel Aviv - Israël

#### » 09.40 - 09.50

Can imaging identify VT circuit?

Pierre Jaïs, Bordeaux - France

#### » 09.50 - 10.00

MRI to predict VT occurrence

Christian de Chillou, Nancy - France

#### » 10.00 - 10.10

Imaging guidance or functional mapping of the ventricular substrate, how to integrate them in an easy way?

Ivo Roca-Luque, Barcelona - Spain

#### » 10.10 - 10.30

Round table



### 10.30 - 11.00

*Coffee break in the exhibition area*

*Workshop organised by the RETAC*

**11.00 - 12.00****Session 14 |**
**What is beyond bipolar  
depolarization mapping for  
ventricular arrhythmias?**
*With the support of Abbott*

Chairs:

 Elad Anter, Tel Aviv - Israël,  
 Raphael Martins, Rennes - France
» **11.00 - 11.10**
 How to assess ventricular  
 repolarization in human?

Ruben Coronel, Amsterdam - Netherlands

» **11.10 - 11.30**
 How to best define VT substrate/  
 circuit using different tools?  
 Unipolar/bipolar EGM, omnipolar/  
 near-field technology or  
 repolarization

Andreu Porta-Sanchez, Barcelona - Spain

» **11.30 - 11.40**
 Ventricular substrate assessment,  
 Should I do it during SR, RV pacing  
 or ES?

Claire Martin, Cambridge - UK

» **11.40 - 12.00**

Discussion

**12.00 - 13.00****Session 15 |**
**Stereotactic Arrhythmia  
Radioablation of Ventricular  
Tachycardia**

Chairs:

 Philippe Maury, Toulouse - France,  
 Petr Peichl, Prague - Czech Republic
» **12.00 - 12.10**
 Effect of SBRT on cardiac tissue and  
 its evolution overtime

Tomasz Jadczyk, Krakow - Poland

» **12.10 - 12.20**

Pitfalls of target identification

Pieter Postema, Amsterdam - Netherlands

» **12.20 - 12.30**

Semi-automatic target identification

Hubert Cochet, Bordeaux - France

» **12.30 - 12.40**

Stopstorm consortium

Etienne Pruvot, Lausanne - Switzerland

» **12.40 - 13.00**

Discussion

**13.00 - 13.45**
*Lunch break in the exhibition area  
 Workshop organised by the RETAC*


---

# Friday, October 18

## 13.45 - 14.45

### Session 16 |

#### Tools to identify and treat difficult PVCs

Chairs:

Mélèze Hocini, Bordeaux - France,  
Nicolas Lellouche, Paris - France

#### » 13.45 - 13.55

Localisation of PVC via noninvasive tools

Frank Marchlinski, Philadelphia - USA

#### » 13.55 - 14.05

PVC ablation via coronary venous system

Jean-Benoît Le Polain de Waroux,  
Bruges - Belgium

#### » 14.05 - 14.15

Implication of anatomy of papillary muscle connections for mapping and ablation of focal VA

Frank Bogun, Ann Arbor - USA

#### » 14.15 - 14.25

ICE for PVC ablation, more than a localization tool? (contact, scar, Insight on energy effect)

Petr Pechl, Prague - Czech Republic

#### » 14.25 - 14.45

Round table

## 14.45 - 15.45

### Session 17 |

#### Ventricular fibrillation

Chairs:

Vincent Probst, Nantes - France  
Jérôme Lacotte, Massy - France

#### » 14.45 - 14.55

Substrate post myocardial infarction - timing and effect of remodeling to explain post MI ventricular arrhythmias

Olivier Bernus, Bordeaux - France

#### » 14.55 - 15.05

Which strategy for VF storm post subacute MI?

Raphael Martins, Rennes - France

#### » 15.05 - 15.15

Purkinje-Related Ventricular Fibrillation: Solved and Unsolved Questions

Mélèze Hocini, Bordeaux - France

#### » 15.15 - 15.25

Ablation of Brugada Syndrome? Are we ready for earlier indication

Frédéric Sacher, Bordeaux - France

#### » 15.25 - 15.40

Round table

## 15.45

### Conclusion

Mélèze Hocini, Bordeaux - France  
Christian de Chillou, Nancy - France

# RETAC'S WORKSHOPS

Studio B

**Wednesday,  
October 16, 2024**

**16.30 - 17.00**

## **Interpretation of on-board electrograms**

### **Part 1: Pacemakers**

Serge Boveda, Toulouse - France  
Pascal Defaye, Grenoble - France

**Thursday,  
October 17, 2024**

**10.30 - 11.00**

## **Interpretation of surface ECG traces, fine QRS**

Nicolas Combes, Toulouse - France  
Sandrine Venier, Grenoble - France

**12.30 - 13.30**

## **EP study: interpretation of endocavitary tracings**

Adrien Carabelli, Grenoble - France  
Benoit Guy-Moyat, Limoges - France

**15.30 - 16.00**

## **Interpretation of 3D maps**

Stéphane Combes, Toulouse - France  
Benoit Guy-Moyat, Limoges - France

**Friday,  
October 18, 2024**

**10.40 - 11.00**

## **Interpretation of 3D maps**

Sandrine Venier, Grenoble - France  
Quentin Voglimacci, Toulouse - France

**13.00 - 13.45**

## **Interpretation of on-board electrograms**

### **Part 2: Defibrillators**

Stéphane Combes, Toulouse - France

# PROGRAMME PARAMÉDICAL

## Mercredi 16 Octobre

Salle D.E.F

**13.45 - 14.00**

### Cérémonie d'ouverture

**14.00 - 15.00**

#### Session 1 |

### Les explorations électrophysiologiques endocavitaires

Modération :

Carole Mette, Saint-Denis

Laurent Fauchier, Tours

- » Notions d'anatomie/physiologie pour comprendre la rythmologie

Mathieu Echivard, Nancy

- » Quand et pourquoi demander une exploration ? (indications, réalisation pratique)

Clément Davril, Nancy

- » Interprétation des signaux endocavitaires (en se basant sur des exemples concrets)

Albin Behaghel, Angers

- » L'IDE en salle pendant une exploration

Béatrice Jund et Bénédicte Murer, Strasbourg

- » Table ronde

**15.00 - 16.00**

#### Session 2 |

### Les ablations de tachycardies supraventriculaires

Modération :

Antoine Da Costa, Saint-Étienne

Élisa Quinquis, Brest

- » TRIN

François Xavier Hager, Avignon

- » Voie accessoire

Sandro Ninni, Lille

- » Flutter atrial

Laurence Jesel Morel, Strasbourg

- » Quiz

Karim Benali, Saint-Étienne

- » Table ronde



**16.00 - 16.30**

Pause-café dans l'exposition  
Atelier du RETAC

**16.30 - 18.00**

#### Session 3 |

### Troubles du rythme ventriculaire

Modération :

Delphine Sorio, Rennes

Xavier Waintraub, Paris

- » ESV quand proposer une ablation et comment la pratiquer ?

Vladimir Manenti, Massy

- » Ablation de TV sur cardiopathie ischémique (indication, différentes stratégies substrat vs circuit)

Marjaneh Fatemi, Brest

- » Ablation de TV sur cardiopathie non-ischémique ou cœur sain

François Lesaffre, Reims

- » Ablation de TV par voie épicaudique (indication, complication)

Karine Petit, Tours

- » L'IDE en salle pendant l'ablation de TV

Sarah Franco et Cyrielle Munaretto, Toulouse

- » Table Ronde

**09.00 - 10.30**

## **Session 4 |**

**Se repérer / se guider : travail en collaboration IDE / ingénieur d'application**

Modération :

Emilie Finot, Paris

Jean-Luc Pasquié, Montpellier

- » En scopie / en ETO / en écho intra cardiaque

Sana Amraoui, Paris

- » Impact des rayonnements ionisants sur le personnel de santé

Jean-Marc Sellal, Nancy

- » Système CARTO

Murielle Menzri et Maxime Tissier, Nancy

- » Système ENSITE X

Fatima Khammar, Thibaut Montoya et Isabelle Pidoux, Bordeaux

- » Système RHYTHMIA

Jimmy Guibert, Le Mans

Thomas Moreau, Voisins le Bretonneux

- » Table ronde

**11.00 - 12.30**

## **Session 5 |**

**Les différentes énergies : travail en collaboration IDE / médecin**

Modération :

Céline Alba, Nancy

Philippe Chevalier, Lyon

- » Radiofréquence

Gabriel Latcu et Caroline Brun, Monaco

- » Cryoablation

Pierre Socié et Daphné Pigrenier, Chartres

- » Électroporation

Nicolas Reynaud et Caroline Denys, Reims

- » Table ronde



**12.30 - 13.30**

*Pause déjeuner dans l'exposition  
Atelier du RETAC*

---



**10.30 - 11.00**

*Pause-café dans l'exposition  
Atelier du RETAC*

---

# Jeudi 17 Octobre

**13.30 - 14.30**

## Session 6 | Pédiatrie, cardiopathie congénitale et canalopathie

Modération :

Alice Maltret, Paris

Meriem Zitouni Terki, Le Plessis-Robinson

- » Troubles du rythme chez l'enfant : quelques pathologies responsables d'arythmies (T4F, fermeture de CIA...)

Benjamin Sacristan, Bordeaux

- » Prise en charge spécifique de l'enfant : quand ablater, quelques exemples d'arythmies.

Mélanie Girault et Olivia Moreno, Paris

- » Syndrome de BRUGADA : test à l'ajmaline et ablation : chez qui ? quand ? comment ?

Jean-Baptiste Gourraud, Nantes

- » Quiz

Charles Guenancia, Dijon

- » Table ronde

**14.30 - 15.30**

## Session 7 | Ambulatoire

Modération :

Laurence Artigues, Pau

Nicolas Clementy, Montpellier

Didier Klug, Lille

- » Pour quels types de procédure ? Exploration, ablation, tests médicamenteux

Rim El Bouzzaoui, Libourne

Organisation d'un centre

Marion Guelton et Franck Rogé Picard, Rouen

- » Ablation de FA en ambulatoire ?

Safa Montassir, Paris

- » Table ronde



**15.30 - 16.00**

*Pause-café dans l'exposition  
Atelier du RETAC*

**16.00 - 17.00**

## Session 8 | La FA

Modération :

Nathalie Fournier, Lyon

Mathieu Kubala, Amiens

- » Les différents types de FA (définitions, mécanisme, impact...)

Gabriel Laurent, Dijon

- » Ablation : quelle stratégie pour la parox / la persistante ?

Sok Sithikun Bun, Nice

- » Pourquoi avons-nous toujours plus de patients à ablater ?

Antoine Lepillier, Saint-Denis

- » L'IDE en salle pendant l'ablation sous anesthésie locale / générale

Cédric Bourrat et Céline Sabatier, Caen

- » Table ronde

---

## Vendredi 18 Octobre

---

**09.00 - 10.30**

### **Session 09 | Gestion des complications**

Modération :

Carole Mette, Saint-Denis

Fabrice Extramiana, Paris

Jérôme Taieb, Aix-en-Provence

» BAV complet

Simon Devroe, Lomme

Anne Charlotte Verdin, Lomme

» Tamponnade

Jimmy Guibert, Le Mans

» Sus décalage

Romain Tixier, Bordeaux

» Hématome/fistule

Nicolas Lellouche, Paris

» ACR

Grégoire Massouillé, Clermont-Ferrand

» Quiz ECG

Carole Mette, Saint-Denis

» Table ronde



**10.40 - 11.00**

*Pause-café dans l'exposition*

*Atelier du RETAC*

---

**11.00 - 12.00**

### **Session 10 | Gestion du stress et de la douleur**

Modération :

Murielle Menzri, Nancy

Benoit Guy-Moyat, Limoges

» Rôle IDE /IADE

Leo Warning, Neuilly-sur-Seine

» Techniques alternatives, hypnose et casque de réalité virtuelle

Hélène Madelaine et Juliette Morin,  
Caen

» Quand l'anesthésie générale est-elle nécessaire ?

Néfissa Hammache, Nancy

» Table ronde



---

# Vendredi 18 Octobre

---

**12.00 - 13.00**

## Session 11 |

Et vos centres ? : présentez-vous ?  
Votre spécificité ? Écoresponsable ?

Modération :

Marjorie Niro, Saint-Denis

Jacques Mansourati, Brest

Alexia Rouzet, Monfermeil

» Hôpital public en Italie

Alberto Battaglia, Asti - Italie

» CHU

Céline Alba et Delphine Munier Marchal,  
Nancy

» CH

Benoit Dublineau, Valenciennes

» Table ronde



**13.00 - 14.00**

*Pause déjeuner dans l'exposition*

---

**14.00 - 15.00**

## Session 12 |

### Évolutions professionnelles

Modération :

Maryse Cussonneau, Saint-Brieuc

Isabelle Magnin Poull, Nancy

» DU de télé cardiologie

Mélissa Laquebe et Claire Stamminger,  
Bordeaux

» Formation hypnose et plus-value

Julie Bridet et Séverine Guerinet,  
Bordeaux

» Les infirmiers qui partent travailler  
pour des labos (avantages,  
inconvenients...)

Nelly Boire, Lyon

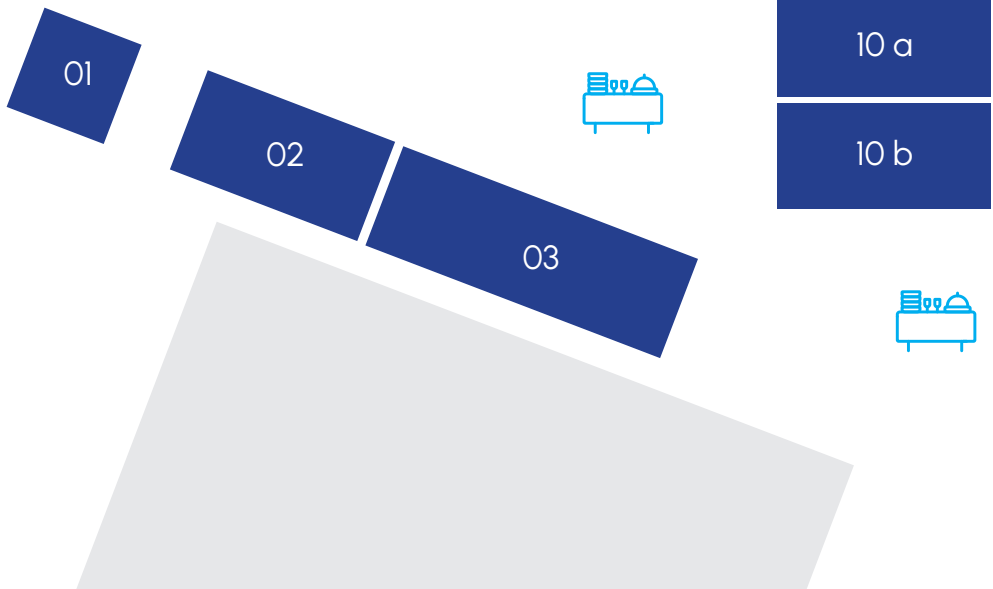
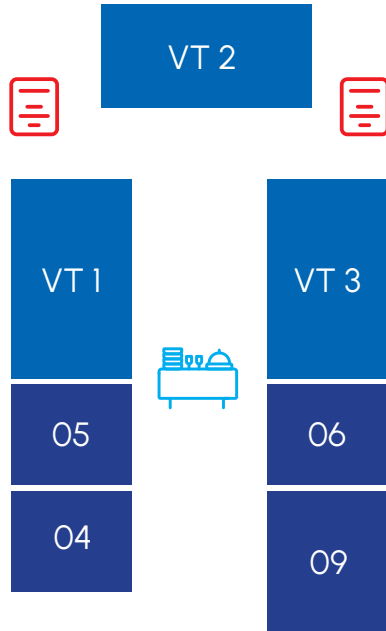
» Délégations et perspectives...

Carole Mette, Saint-Denis

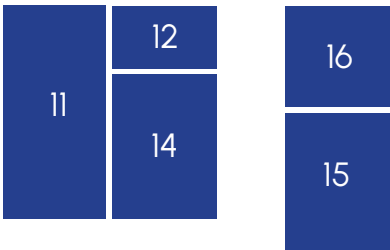
» Table ronde

# EXPOSITION PLAN / PLAN D'EXPOSITION

ROOM  
*Salle D.E.F*



ROOM  
Salle A.B



**ADAS 3D**

Booth n° 01  
Stand n° 01

**ABBOTT  
MEDICAL FRANCE**

Booth n° 02  
Stand n° 02

**BIOSENSE  
WEBSTER**

Booth n° 11  
Stand n° 11

**BOSTON  
SCIENTIFIC SAS**

Booth n° 03  
Stand n° 03

**CATHETER  
PRECISION**

Booth n° 14  
Stand n° 14

**GE HEALTHCARE**

Booth n° 15  
Stand n° 15

**IMPLICITY**

Booth n° 12  
Stand n° 12

**IN HEART**

Booth n° 06  
Stand n° 06

**LYRIC**

Booth n° 16  
Stand n° 16

**MEDTRONIC**

Booth n° 10 b  
Stand n° 10 b

**MICROPORT**

Booth n° 10 a  
Stand n° 10 a

**STEREOTAXIS**

Booth n° 05  
Stand n° 05

**VOLTA MEDICAL**

Booth n° 09  
Stand n° 09

**ZOLL MEDICAL  
FRANCE**

Booth n° 04  
Stand n° 04

TECHNICAL SUITE / VILLAGE TECHNIQUE

**BOSTON SCIENTIFIC** | VT 1 - VT 3

**BIOSENSE WEBSTER** | VT 2



**POSTERS**



**BUFFET**

---

## ACKNOWLEDGMENTS

*Nous remercions nos partenaires*

---





---

---

---

---

---

---

---

---

---

---

---

---

---

---

---

---

---

---

---

---

---

---

---

---

---

---

# ISCAT

---

---

---

---

---

---

---

---

---

---

---

---

---

---

---

---

---

---

---

---

---

---

---

---

---

# General information

## LOGISTICS AND REGISTRATION

OVERCOME  
13-15, rue des Sablons - 75116 PARIS  
Ph: +33 (0)1 40 88 97 97  
iscat@overcome.fr

## CONGRESS VENUE

MARRIOTT RIVE GAUCHE  
17, boulevard Saint-Jacques - 75014 PARIS  
Ph: +33 (0)1 40 78 79 80



## REGISTRATION ONLINE ON [WWW.ISCAT.NET](http://WWW.ISCAT.NET)

REGISTRATION FEES	FROM SEPTEMBER 5, 2024	ON SITE
Delegates	€ 850	€ 900
Nurses & Technicians*	€ 380	€ 400
Residents & Students*	Free	

\*A certificate is required

**Registration fees** include: an access to the scientific sessions and the exhibition, congress documents, lunches and coffee breaks. The closing date for individual registration is on October 14, 2024.

**Cancellation policy:** to request a refund, participants must return their registration receipt with a written request to Overcome before September 8, 2024. There will be a cancellation fee of €60 (excluding VAT). No refunds will be possible after this date.

## EXHIBITION



Pharmaceutical firms, technical equipment companies and scientific book publishers will display their products at the exhibition located adjacent to the conference rooms.

## ACCREDITATION



The 15th International Symposium on Catheter Ablation Techniques is currently being reviewed for accreditation by the European Board for Accreditation in Cardiology (EBAC). Medical Education Number of the "Société Française de Cardiologie": Il 75 067 28 75

## OFFICIAL LANGUAGE



**English** for the sessions dedicated to doctors. **Français** pour les sessions dédiées aux infirmier(ère)s, technicien(ne)s et électrophysiologistes en formation.

## ACCOMMODATION



For any information and reservation, please contact the OVERCOME agency:  
Ph: +33 (0)1 40 88 97 97

[www.iscat.net](http://www.iscat.net)

## TRANSPORT



Event: **ISCAT 2024**  
ID Code: **41019AF**

Travel valid period:

**October 9, 2024 to October 25, 2024**

To access the preferential fares granted for this event, use this link:

[www.airfrance-globalmeetings.com](http://www.airfrance-globalmeetings.com)



# ISCAT

15th INTERNATIONAL SYMPOSIUM ON CATHETER ABLATION TECHNIQUES

[iscat.net](http://iscat.net)



© Chromac